

MONTHLY STATISTICAL BULLETIN

JANUARY 2022

Market capitalization: 228.118.571.779

Turnover: 901.761.990

Number of transactions: 1.879

MBI10: 6.226,37

↑1,89%

↑7,30%

↑13,33%

↑1,18%

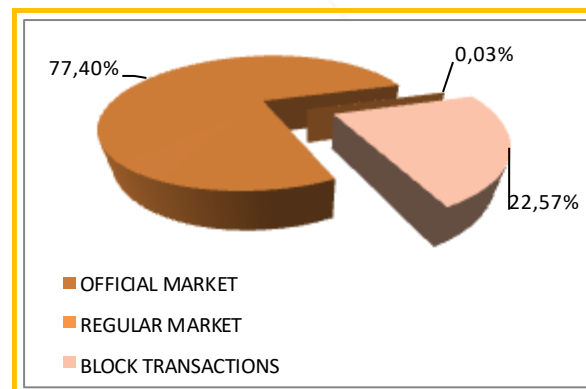
BASIC INDICATORS

TURNOVER (denars)	December 2021	January 2022	% of change
TRADING IN BEST	754.690.781	698.220.800	-7,48
SHARES	431.449.081	558.947.787	29,55
BONDS	323.241.700	139.273.013	-56,91
OTHER SECURITIES	0	0	-
DAILY AVERAGE TURNOVER (denars)	35.937.656	38.790.044	7,94
DAILY AVERAGE NUMBER OF TRANSACTIONS	78	104	33,33
BLOCK TRANSACTIONS	85.453.250	203.541.190	138,19
PUBLIC AUCTIONS	270.322	0	-
PUBLIC OFFERING	0	0	-
TOTAL	840.414.353	901.761.990	7,30
NUMBER OF TRANSACTIONS			
TRADING IN BEST	1.649	1.867	13,22
BLOCK TRANSACTIONS	6	12	100,00
PUBLIC AUCTIONS	3	0	-
PUBLIC OFFERING	0	0	-
TOTAL	1.658	1.879	13,33
MARKET CAPITALIZATION (denars)			
MARKET CAPITALIZATION OF SHARES	223.887.377.263	228.118.571.779	1,89
OFFICIAL MARKET-SHARES	218.250.744.638	222.457.855.594	1,93
MARKET OF JOINT STOCK COMPANIES WITH SPECIAL REPORTING OBLIGATIONS	5.636.632.625	5.660.716.185	0,43
MARKET CAPITALIZATION OF BONDS	18.318.883.856	18.369.903.324	0,28
MARKET CAPITALIZATION OF OTHER SECURITIES	312.666.183	313.102.125	0,14
TOTAL MARKET CAPITALIZATION	242.518.927.301	246.801.577.228	1,77
MBI10	6.153,48	6.226,37	1,18
OMB	133,62	133,7	0,06
NUMBER OF LISTED SECURITIES*	96	96	0,00
NUMBER OF TRADING DAYS	21	18	-14,29

*The calculation includes the shares of Idevelop AD Skopje, ArceloMittal Skopje (HRM) AD Skopje, Blagoj Tufanov AD Radovish and Trudbenik AD Ohrid which are long term suspended from listing.

TURNOVER STRUCTURE

Market segment	Turnover (denars)	Turnover (EUR)	%	Number of transactions
OFFICIAL MARKET	697.919.690	11.312.770	77,40	1.858
REGULAR MARKET	301.110	4.881	0,03	9
BLOCK TRANSACTIONS	203.541.190	3.299.166	22,57	12
TOTAL	901.761.990	14.616.817	100,00	1.879



MONTHLY STATISTICAL BULLETIN

10 MOST LIQUID SHARES (Official market)

Issuer	Max (denars)	Min (denars)	Average price (denars)	Volume	Turnover (denars)	Turnover (EUR)	%	Num. of trans.	Market capitalization (denars)
Komercijalna banka Skopje	12.650,00	11.638,00	12.232,13	23.027	281.669.178	4.565.640	50,42	845	28.559.034.158
Alkaloid Skopje	19.400,00	17.150,00	18.605,90	4.488	83.503.299	1.353.530	14,95	267	26.969.696.361
NLB Banka Skopje	29.800,00	27.656,00	29.220,22	2.556	74.686.889	1.210.685	13,37	166	25.044.749.523
Makpetrol Skopje	80.600,00	75.000,00	78.551,27	444	34.876.765	565.334	6,24	114	8.653.414.000
Granit Skopje	1.400,00	1.331,00	1.394,22	17.986	25.076.456	406.461	4,49	88	4.088.002.787
Stopanska banka Skopje	1.515,00	1.360,00	1.406,36	10.242	14.403.944	233.477	2,58	92	24.889.137.386
Makedonijaturist Skopje	4.815,00	4.624,00	4.784,04	2.638	12.620.288	204.560	2,26	44	2.102.948.550
TTK Banka AD Skopje	1.451,00	1.359,00	1.419,86	3.013	4.278.036	69.342	0,77	37	1.316.437.600
Stopanska banka Bitola	3.110,00	3.007,00	3.052,74	1.325	4.044.879	65.563	0,72	20	1.176.840.770
Prilepska Pivarnica Prilep	37.000,00	37.000,00	37.000,00	103	3.811.000	61.772	0,68	3	1.476.966.000
Rest				50.106	19.675.943	318.963	3,52	155	98.180.628.458
Total				115.928	558.646.677	9.055.326	100	1.831	222.457.855.594

TOP GAINERS / TOP LOSERS—OFFICIAL MARKET

Issuer	Average price (denars) 30.12.2021	Average price (denars) 31.01.2022	% of change
TOP GAINERS			
UNI Banka Skopje	2.701,00	3.090,00	14,40
Beton Skopje	3.709,00	4.001,00	7,87
Komercijalna banka Skopje	11.725,93	12.531,02	6,87
Stopanska banka Skopje	1.373,27	1.425,48	3,80
OKTA Skopje	3.593,00	3.715,00	3,40
TOP LOSERS			
Granit Skopje	1.392,78	1.331,00	-4,44
Makedonijaturist Skopje	4.850,00	4.650,00	-4,12
Stopanska banka Bitola	3.100,00	3.010,00	-2,90
Replek Skopje	101.850,00	99.428,43	-2,38
Makstil Skopje	99,00	97,00	-2,02

OVERVIEW OF THE TRADING WITH BONDS

	HIGH (%)	LOW (%)	Last daily average price (%)	Last trading day	Volume	Turnover (denars)	Turnover (EUR)	Yield to maturity *
R.Macedonia - Government bond DO2019/04-0234	107,10	107,10	107,10	31.1.2022	11.725	125.574.750	2.035.412	3,10%
R.Macedonia - Government bond DO2019/10-0749dk	101,60	101,60	101,60	28.1.2022	550	5.588.000	90.575	4,20%
Government bonds-denationalization XVI issue (RMDEN16)	99,90	99,90	99,90	31.1.2022	1.077	66.379	1.076	2,18%
Government bonds-denationalization XIX issue (RMDEN19)	99,90	99,90	99,90	18.1.2022	9.983	615.284	9.973	2,02%
Government bonds-denationalization XX issue (RMDEN20)	99,90	99,90	99,90	20.1.2022	120.529	7.428.601	120.408	2,00%

* The model for calculation of annual average yield to maturity is adapted to the characteristics of the bonds. Calculation date is 31.01.2022 using the last average price of the bonds.

MONTHLY STATISTICAL BULLETIN

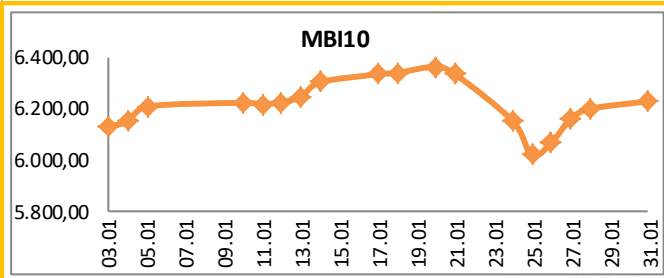
MBI10

Value at 31.01.2022 **6.226,37**

MAX Value in January (20.12.2022) 6.362,15

MIN Value in January (25.01.2022) 6.016,44

% of change from 30.12.2021 1,18%



All about MBI10 on: <http://www.mse.com.mk/Indicies.aspx?Index=MBI10>

Composition of MBI10	Turnover (denars)	Volume	Num. of trans.	Last average price	% of monthly change of price
Alkaloid AD Skopje	83.503.299	4.488	267	18.842,10	2,18
Granit AD Skopje	32.176.456	22.986	89	1.331,00	-4,44
Komercijalna banka AD Skopje	397.573.718	32.546	850	12.531,02	6,87
Makpetrol AD Skopje	34.876.765	444	114	77.000,00	-1,64
Makedonijaturist AD Skopje	12.620.288	2.638	44	4.650,00	-4,12
Stopanska banka AD Skopje	14.403.944	10.242	92	1.425,48	3,80
TTK banka AD Skopje	4.278.036	3.013	37	1.450,00	1,40
Makedonski Telekom AD Skopje	2.234.098	6.367	25	355,11	2,93
Stopanska banka AD Bitola	4.044.879	1.325	20	3.010,00	-2,90
NLB Banka AD Skopje	149.190.689	5.220	170	29.324,31	0,44

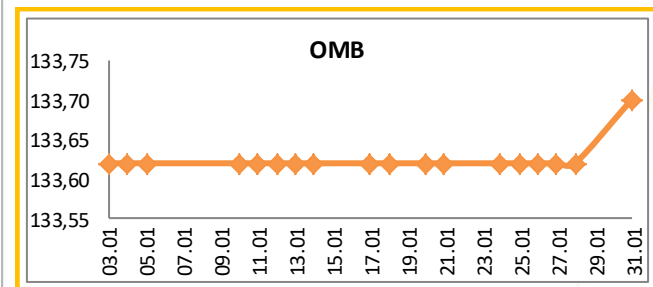
OMB

Value at 31.01.2022 **133,70**

MAX Value in January (31.01.2022) 133,70

MIN Value in January (04.01.2022) 133,62

% of change from 30.12.2021 0,06%



All about OMB on: <http://www.mse.com.mk/Indicies.aspx?Index=OMB>

Composition of OMB	Turnover (denars)	Volume	Num. of trans.	Last average price	% of monthly change of price
Government bonds-denationalization XII issue (RMDEN12)	0	0	0	99,31	0,00
Government bonds-denationalization XIII issue (RMDEN13)	0	0	0	99,00	0,00
Government bonds-denationalization XIV issue (RMDEN14)	0	0	0	99,00	0,00
Government bonds-denationalization XV issue (RMDEN15)	0	0	0	99,00	0,00
Government bonds-denationalization XVI issue (RMDEN16)	66.379	1.077	1	99,90	0,40
Government bonds-denationalization XVII issue (RMDEN17)	0	0	0	99,80	0,00
Government bonds-denationalization XVIII issue (RMDEN18)	0	0	0	99,58	0,00
Government bonds-denationalization XIX issue (RMDEN19)	615.284	9.983	12	99,90	0,00
Government bonds-denationalization XX issue (RMDEN20)	7.428.601	120.529	7	99,90	0,00



MONTHLY STATISTICAL BULLETIN

MBI10 LISTED COMPANIES RATIOS

Issuer	P/E Ratio ¹	Dividend yield ²	Foreign investors participation in January 2022	Foreign investors participation in December 2021	Change
Alkaloid AD Skopje	23,11	2,12%	2,75%	2,80%	-0,05%
Granit AD Skopje	72,12	1,25%	2,99%	3,04%	-0,05%
Komercijalna banka AD Skopje	12,24	4,80%	2,37%	2,40%	-0,03%
Makpetrol AD Skopje	24,82	2,60%	1,44%	1,42%	0,02%
Makedonijaturist AD Skopje	-	0,00%	0,80%	0,81%	-0,01%
Stopanska banka AD Skopje	10,31	0,00%	92,37%	92,37%	0,00%
TTK banka AD Skopje	28,64	6,40%	1,13%	1,13%	0,00%
Makedonski Telekom AD Skopje	21,28	4,49%	1,09%	1,09%	0,00%
Stopanska banka AD Bitola	14,45	0,00%	1,96%	1,97%	-0,01%
NLB banka AD Skopje	11,39	6,04%	87,54%	87,61%	-0,07%

[1] Share price at last day of trading in currently month, / Earnings per share

[2] The ratios are calculated using the data from the last published Audited financial reports and last paid dividend.

FOREIGN INVESTORS—OFFICIAL MARKET

January 2022	Foreign Legal investors December 2021	Foreign private investors January 2022	Total Foreign entities January 2022	Total Foreign entities December 2021	Change
Shares ^[3]	34,25%	1,21%	35,46%	35,46%	0,00%
Denationalization bonds ^[4]	0,11%	0,07%	0,19%	0,19%	0,00%
Continuous government bonds ^[5]	0,00%	0,00%	0,00%	0,05%	-0,05%

[3] Data as last day of trading in currently month according to the Central Securities Depository, regarding the participation of the foreign investors in the number of shares.

[4,5] Data as last day of trading in currently month according to the Central Securities Depository, regarding the participation of the foreign investors in the total nominal value of bonds.

FOREIGN AND DOMESTIC INVESTORS IN THE TOTAL TURNOVER [6]

	BUYING % of total	SELLING % of total
Foreign private investors	0,29%	1,90%
Foreign Legal investors	1,07%	3,90%
Total Foreign Legal entities	1,36%	5,80%
Domestic private investors	71,79%	45,54%
Domestic Legal investors	26,85%	48,67%
Total Domestic Legal entities	98,64%	94,20%

[6] Data as last day of trading in currently month according to the Central Securities Depository, regarding the participation of the foreign and domestic investors in the total turnover.

TURNOVER PER MEMBERS / in denars

Member	Code	Trading in BEST system	% of trading in BEST sys.	Block (denars)	% block	Public auctions	% of Public auctions	Public offering	% of Public offering	Total
Eurohaus AD Skopje	EH	393.442.226	28,17	375.816.680	92,32	0	0,00	0	0,00	769.258.906
Komercijalna banka AD Skopje	KB	310.089.608	22,21	0	0,00	0	0,00	0	0,00	310.089.608
ILIRIKA INVESTMENTS AD Skopje	IL	248.590.476	17,80	19.200.000	4,72	0	0,00	0	0,00	267.790.476
TTK Banka Skopje	TK	105.561.371	7,56	0	0,00	0	0,00	0	0,00	105.561.371
NLB Banka AD Skopje	TN	87.849.237	6,29	0	0,00	0	0,00	0	0,00	87.849.237
INVESTBROKER AD Skopje	MI	80.281.054	5,75	0	0,00	0	0,00	0	0,00	80.281.054
Stopanska banka AD Skopje	SB	39.092.179	2,80	12.065.700	2,96	0	0,00	0	0,00	51.157.879
Fersped Broker AD Skopje	FR	49.530.706	3,55	0	0,00	0	0,00	0	0,00	49.530.706
INOVO BROKER AD Skopje	IN	42.078.599	3,01	0	0,00	0	0,00	0	0,00	42.078.599
Sparkasebanka AD Skopje	SP	39.926.144	2,86	0	0,00	0	0,00	0	0,00	39.926.144
Total		1.396.441.601	100,00	407.082.380	100,00	0	100,00	0	100,00	1.803.523.981

Turnover via BEST system and turnover in block trades is calculated on the basis of double counting, in order to include the executed cross trades by the MSE members in the structure of the overall MSE turnover. As since July 13, during the government auctions on the selling side there is no brokers (i.e. MSE performs this role), the turnover derived from government auctions is still calculated on the basis of single counting.

MONTHLY STATISTICAL BULLETIN

AS A REMINDER

The product of the Macedonian Stock Exchange **BESTNET ANALYTICS** is a modern internet service that helps investors in building well-founded investment strategies and in bringing valuable investment decisions.

BESTNET ANALYTICS contains:

- Data for more than **100** companies traded on the Macedonian Stock Exchange
- More than **70** different financial indicators of companies and more than **40** indicators for banks
- Monitoring and comparing the values for the last **3** years
- Tracking results by quarters
- Data in den, euros and dollars
- Data for paid dividends from companies for the last **4** years
- Data for the major shareholders of the company
- Data for management bodies of the company
- Data for related companies
- Comparison and monitoring of a large number of financial indicators
- Monitoring indicators by sectors and industries
- Graphic display of technical indicators
- Over **40** technical indicators and oscillators
- Monitoring of investments, determining their current value
- Calculation of gains / losses from unrealized transactions
- Calculation of gains / losses from trades executed
- Simulated portfolios

Шифра на XB	Датум на трансакција	Број на трансакција	Количина	Куповна вредност - вкупно (во ден.)	Датум на последна цена	Последна просечна цена	Вкупна вредност (во ден.)	Нереализирана добитка / загуба (во ден.)	% промена од купување на XB	% од вредноста на вкупните вложувања
скратен преглед на поединечна трансакција										
GRNT	17.02.2009	X52515136	600,00	360.000,00	21.01.2009	653,11	391.866,00	1.800.000,00	133,33%	3,74%
TELE	11.06.2009	1235649	600,00	360.000,00	21.01.2009	653,11	391.866,00	31.866,00	8,85%	1,00%
детален преглед на поединечна трансакција										
P.Македонија - денационализација 01 (PMДENO1)										
Тип на хартија	Bond		Куповна вредност - вкупно (во ден.)		107.092,08		Датум на последна цена		27.11.2007	
Датум на трансакција	11.07.2008		Последна просечна цена		85,00		Вкупна вредност (во ден.)		116.662,50	
Број на трансакција	1919		Нето вредност (во ден.)		6.614.520,00		Нереализирана добитка / загуба (во ден.)		11.198,57	
Количина	2.250,00		% промена од купување на XB		10,05%		% од вредноста на вкупните вложувања		0,30%	
Куповна цена (во ден.)	77,50		Акмулирана камата (во ден.)		1.238,85		Вкупна вредност (во ден.)		117.888,35	
Номинална вредност	1,00 EUR		Нето добитка / загуба (во ден.)		11.198,57		Нереализирана добитка / загуба (во ден.)		11.198,57	
Куповна вредност (во ден.)	106.689,77		% промена од купување на XB		10,05%		% од вредноста на вкупните вложувања		0,30%	
Купена акциул. камата (во ден.)	402,31		Трансакциони трошоци (во ден.)		500,00					
TOTAL			36.067.092,08		62.684.319,35		26.617.629,57		100,00%	

Опис на XB	Податоци од тргувањето
Лазарен сегмент	Официјален пазар
Лазарен подсегмент	Берзанска котација - обични акции
Тип на XB	Обични акции
ISIN број	MKALKA101011
Вкупни издадени XB	1431353
Шифра на XB	ALK
Номинална вредност	25,56 EUR
Дејења на цената и прометот	
Највисока цена во посл. 52 недели	4.599,00
Најниска цена во посл. 52 недели	3.799,00
% промена во посл. 30 дена	8,48%
% промена во посл. 3 месеци	6,98%
% промена во посл. 6 месеци	0,80%
% промена во посл. 1 година	-4,07%
Просечен дневен промет во посл. 30 дена	645.146,23
Просечен дневен промет во посл. 3 месеци	812.362,12
Просечен дневен промет во тековната година	626.836,29
Просечен дневен промет во посл. 52 недели	1.304.591,88
Показатели по акција за издавачот	
Коefициент цена / добитка	10,43
Дивиденден принос	3,98%
Коefициент цена / Книговодствена вредност по акција	0,91
Коefициент цена / Акмулирана добитка по акција	2,62
Коefициент цена / приходи од продажба	1,01
Коefициент цена / парични прилими од оперативни активности	13,59
Коefициент цена / оперативна добитка	8,93
Коefициент цена / EBITDA	6,35
Највисок P/E во посл. 52 недели	11,46
Најнисок P/E во посл. 52 недели	9,47
Нето добитка по акција за посл. 12 месеци	430,59
Коefициент цена / добитка за посл. 12 месеци	9,77

For more information on : www.bestnet.com.mk

ДО СОПСТВЕНИ КВАДРАТИ СО НАЈНИСКИ КАМАТИ

опција 1

2,9%фиксна камата за
првите пет години

опција 2

3,0%фиксна камата за
првите десет години**3,9%**променлива за остатокот
од периодот на отплата

Период на отплата

до **30**
години

Станбен кредит со
најниски камати на пазарот



комерцијална банка ад скопје

www.kb.com.mk
контакт центар: (02) 3 296 800



МАКЕДОНСКА БЕРЗА
MACEDONIAN STOCK EXCHANGE